



HOBSON CHAHAL
ADVISORY GROUP
WOOD GUNDY

Economic Update:
AMCTO Zone 3 – Fall Meeting

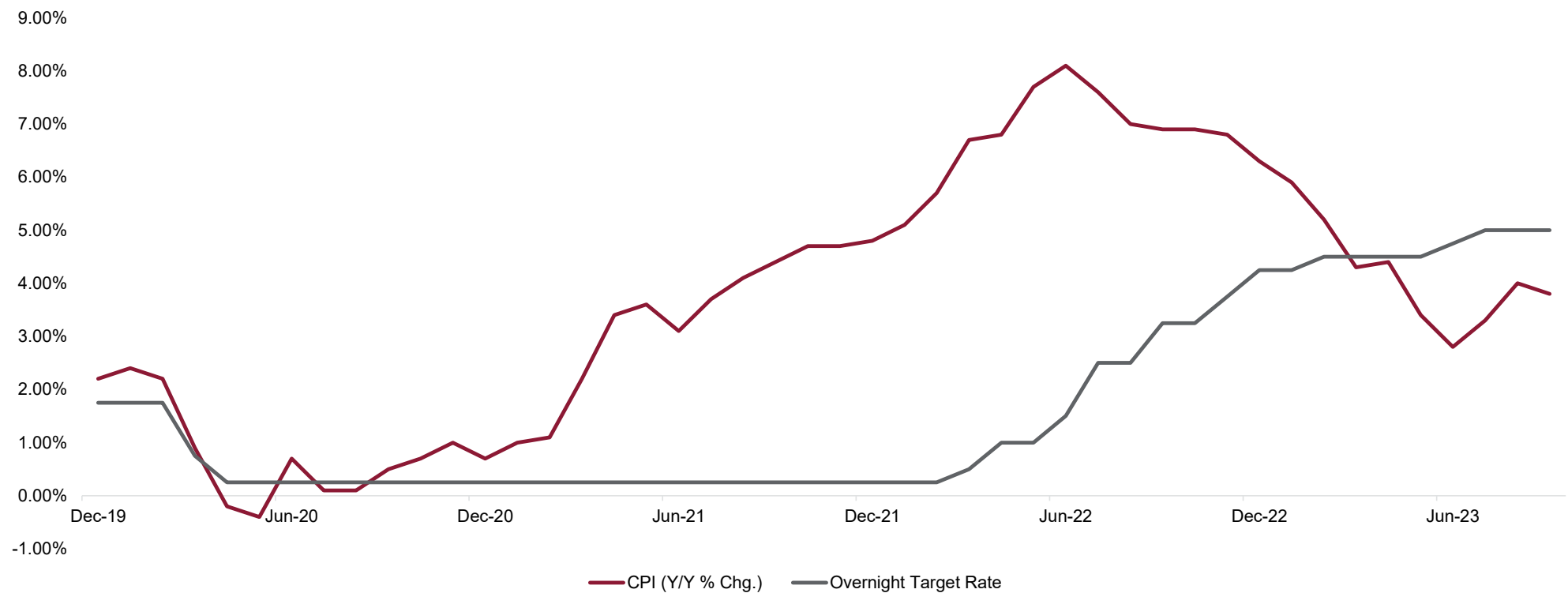


Prepared by:
Nick Poulias, MBA, Investment Advisor
Hobson Chahal Advisory Group
CIBC Private Wealth Management | CIBC Wood Gundy

Wednesday, November 15, 2023

CONFIDENTIAL – ACCREDITED INVESTORS ONLY - DO NOT COPY OR DISTRIBUTE

Bank of Canada increased policy rates alongside rising inflation



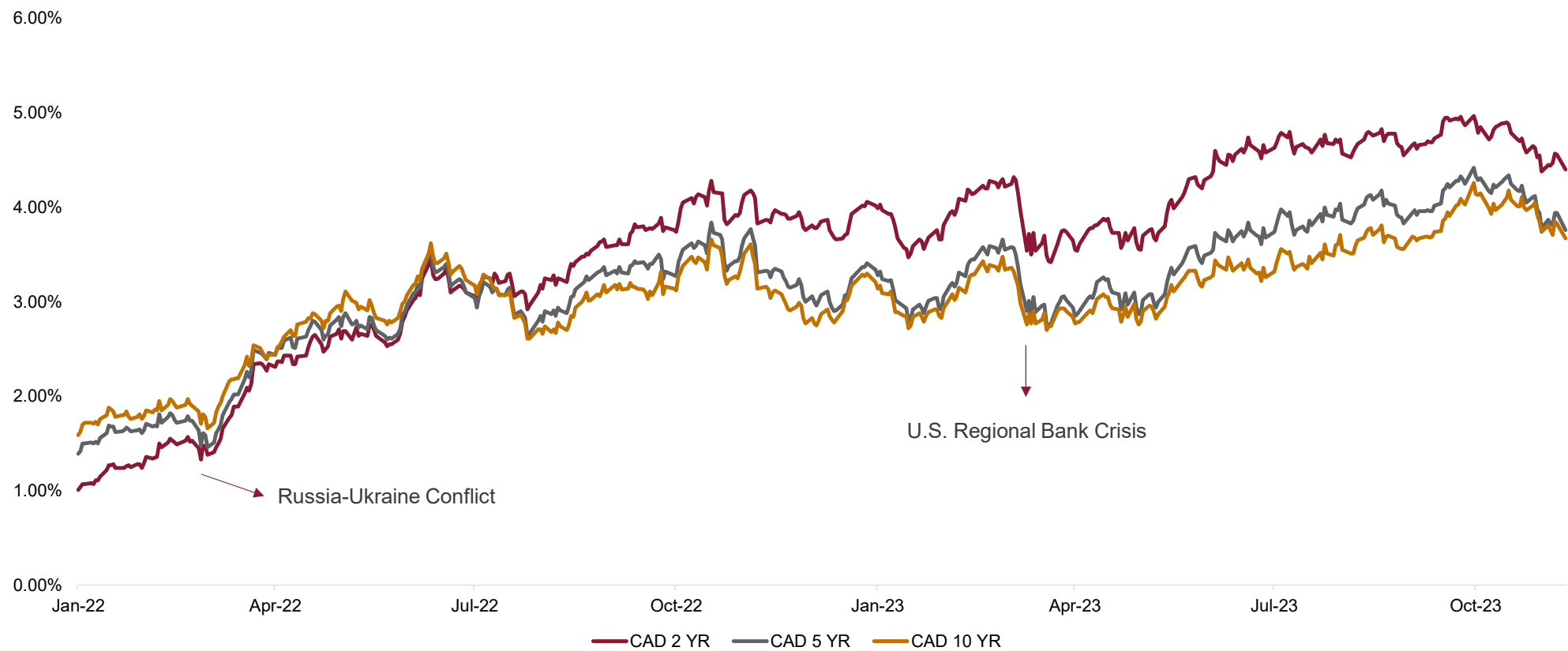
Source: Bank of Canada, Statistics Canada, CIBC Economics



HOBSON CHAHAL ADVISORY GROUP
WOOD GUNDY

CONFIDENTIAL – ACCREDITED INVESTORS ONLY - DO NOT COPY OR DISTRIBUTE

Rapid increase in bond yields since March 2022



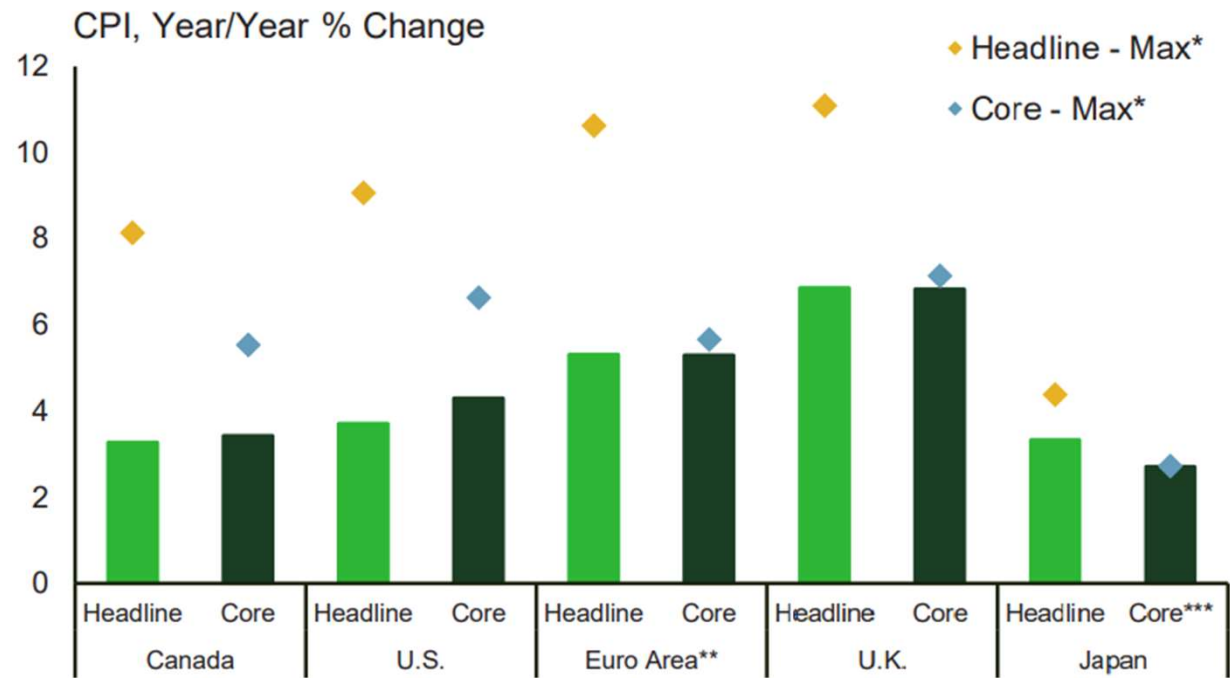
Source: Bank of Canada as of November 14, 2023



HOBSON CHAHAL ADVISORY GROUP
WOOD GUNDY

CONFIDENTIAL – ACCREDITED INVESTORS ONLY - DO NOT COPY OR DISTRIBUTE

Inflation cooling across G-7



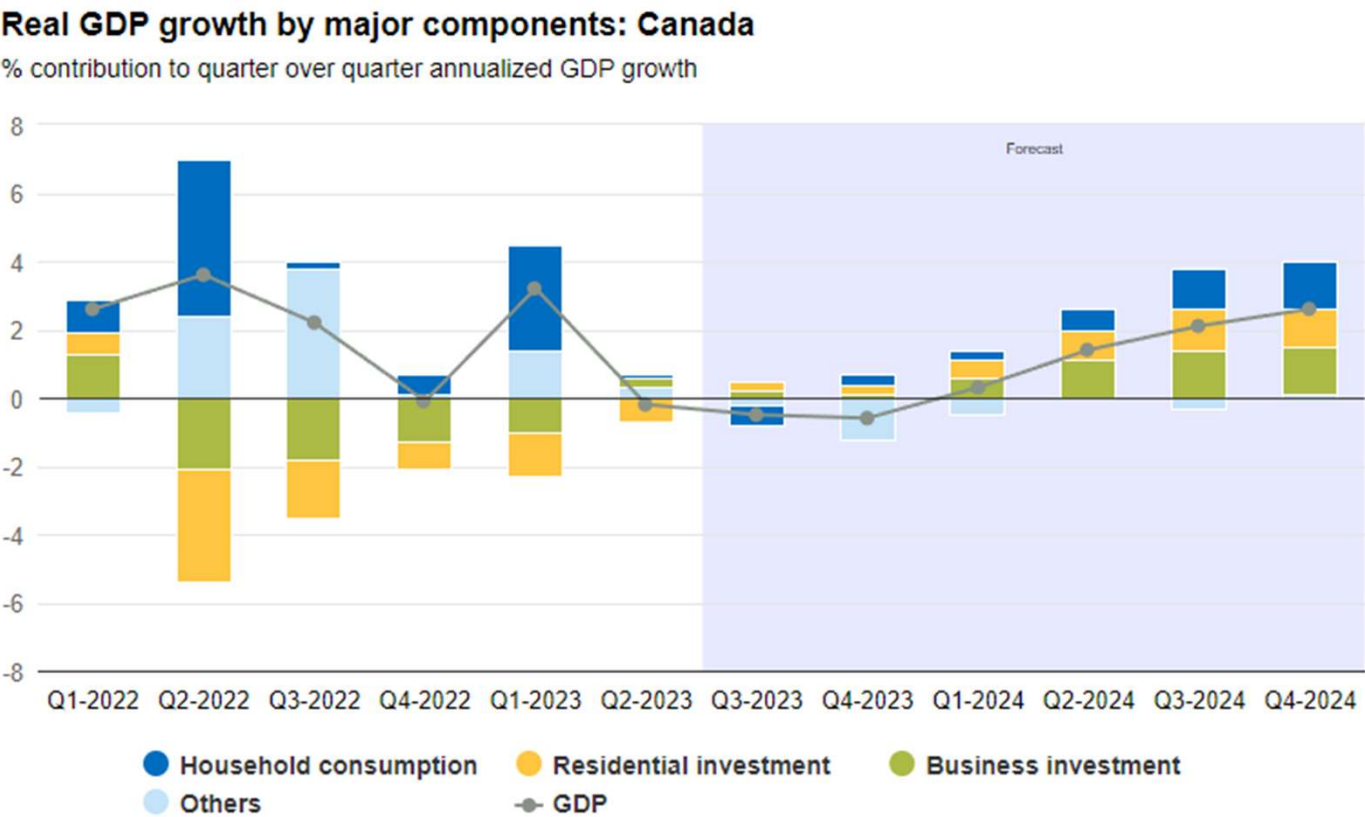
Source: National Statistical Agencies, TD Economics



HOBSON CHAHAL ADVISORY GROUP
WOOD GUNDY

CONFIDENTIAL – ACCREDITED INVESTORS ONLY - DO NOT COPY OR DISTRIBUTE

Real GDP growth has averaged 1% over the past year



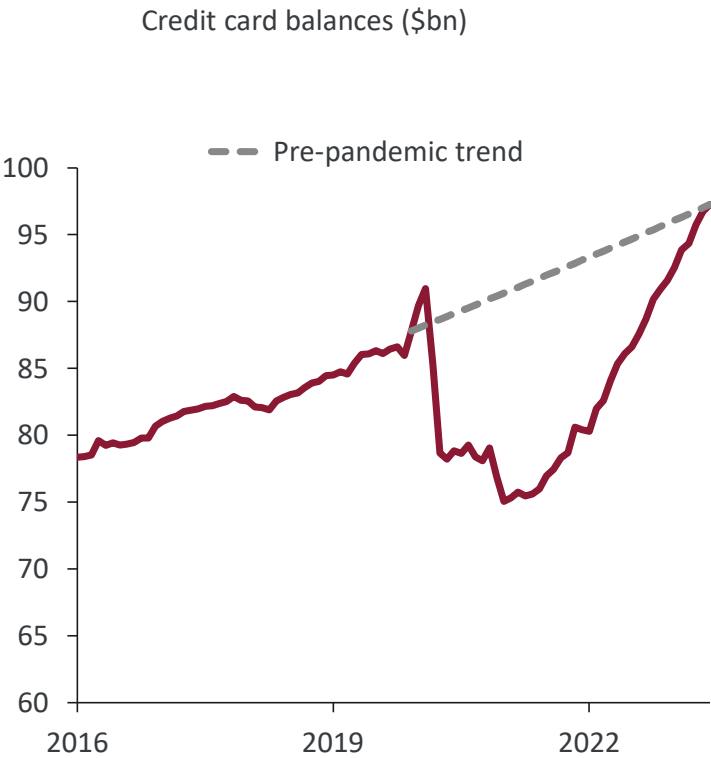
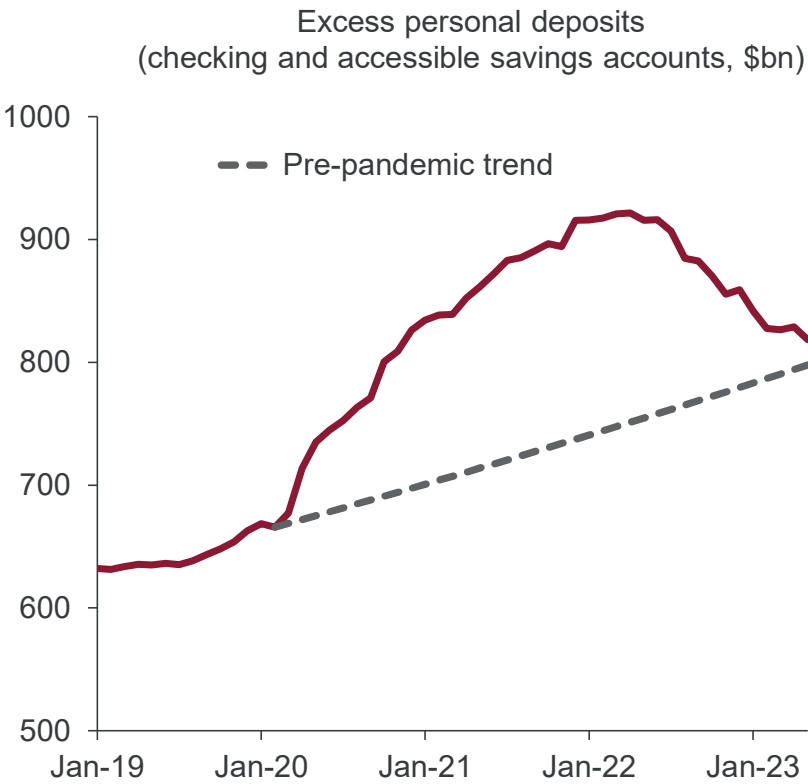
Source: Statistics Canada, RBC Economics



HOBSON CHAHAL ADVISORY GROUP
WOOD GUNDY

CONFIDENTIAL – ACCREDITED INVESTORS ONLY - DO NOT COPY OR DISTRIBUTE

Excess savings have been exhausted



Source: Statistics Canada, CIBC

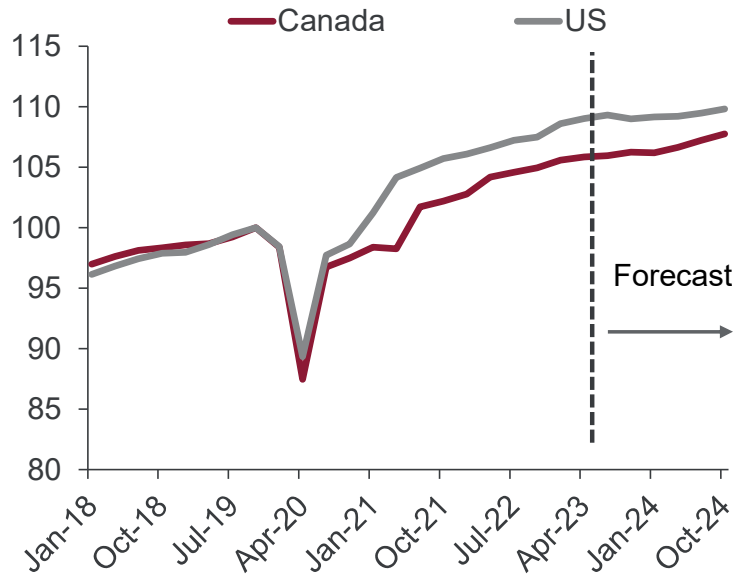


HOBSON CHAHAL ADVISORY GROUP
WOOD GUNDY

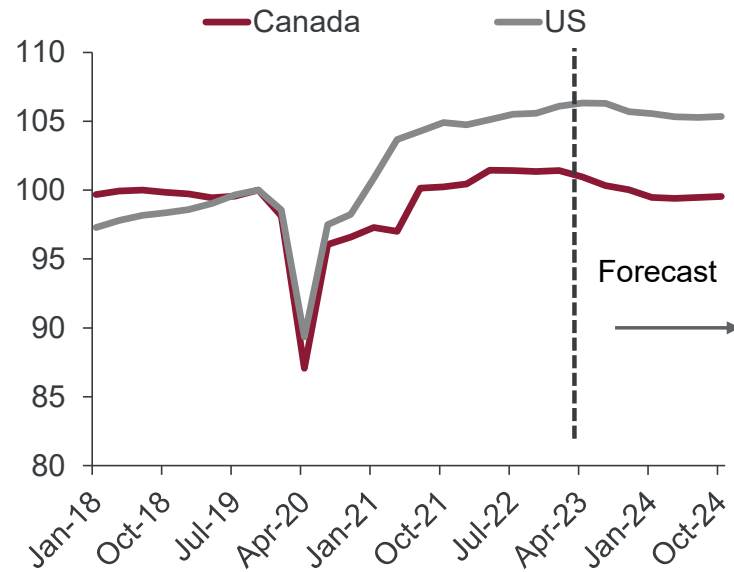
CONFIDENTIAL – ACCREDITED INVESTORS ONLY - DO NOT COPY OR DISTRIBUTE

Per capita spending highlights weakness

Real consumer spending
(index Q4 2019 = 100)



Real consumer spending per capita
(index Q4 2019 = 100)

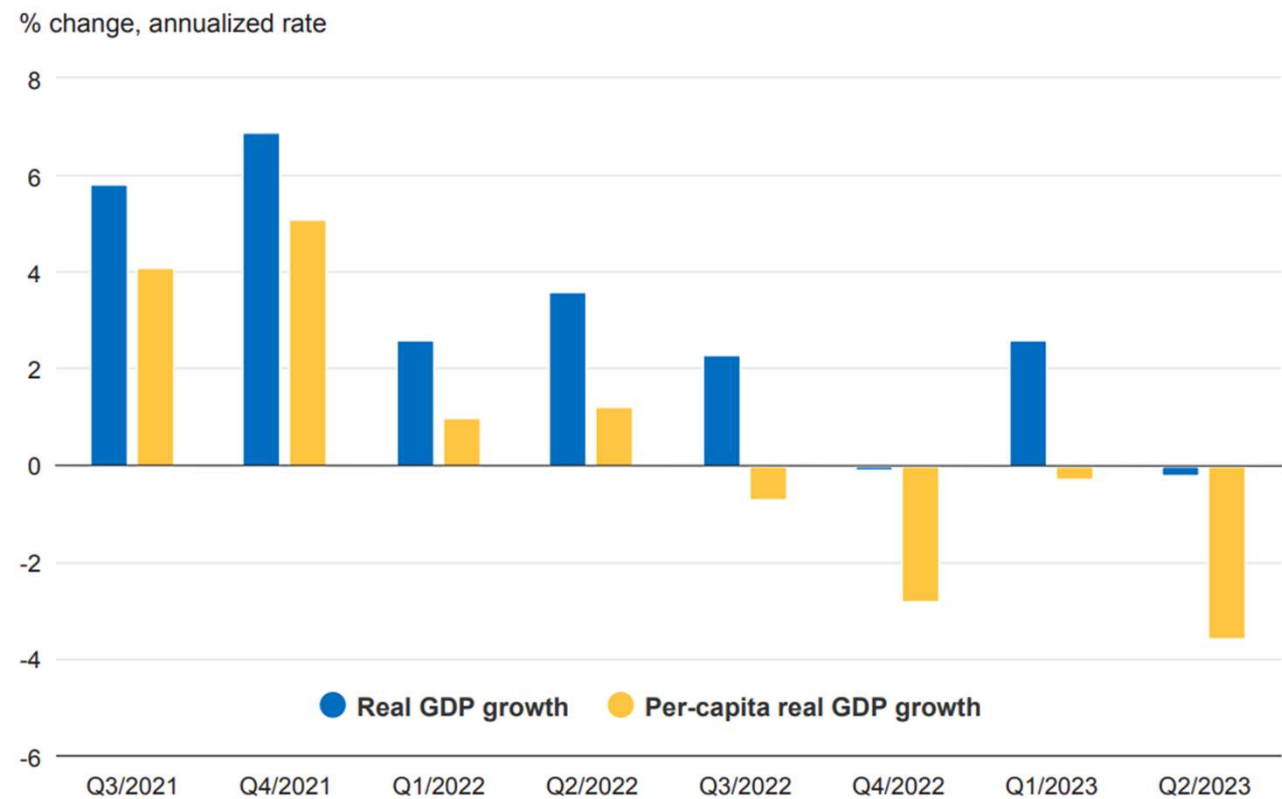


Source: Statistics Canada, CIBC



HOBSON CHAHAL ADVISORY GROUP
WOOD GUNDY

Canadian GDP growth softens despite population surge



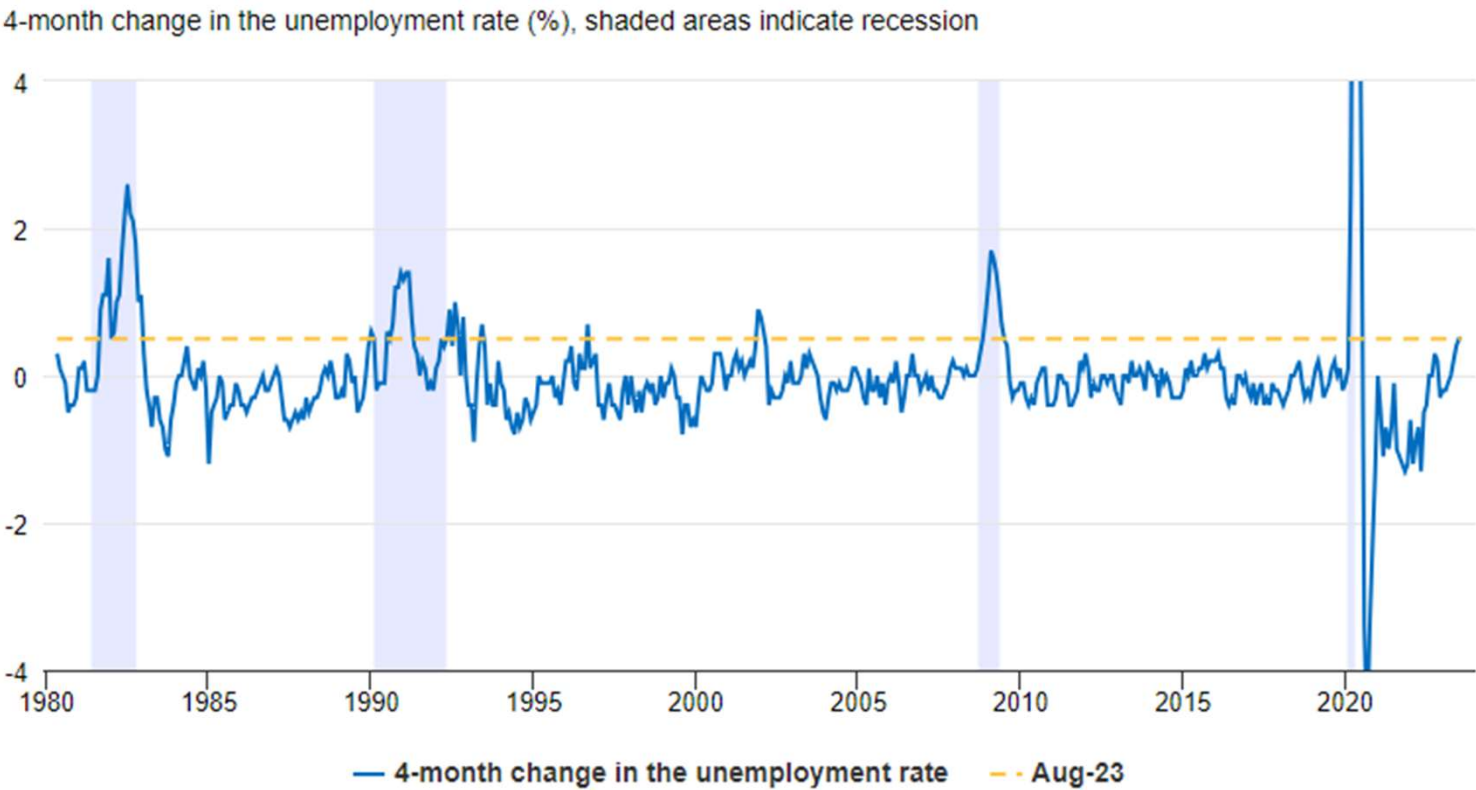
Source: Statistics Canada, RBC Economics



HOBSON CHAHAL ADVISORY GROUP
WOOD GUNDY

CONFIDENTIAL – ACCREDITED INVESTORS ONLY - DO NOT COPY OR DISTRIBUTE

Canadian labour markets are softening



Source: Statistics Canada, RBC Economics

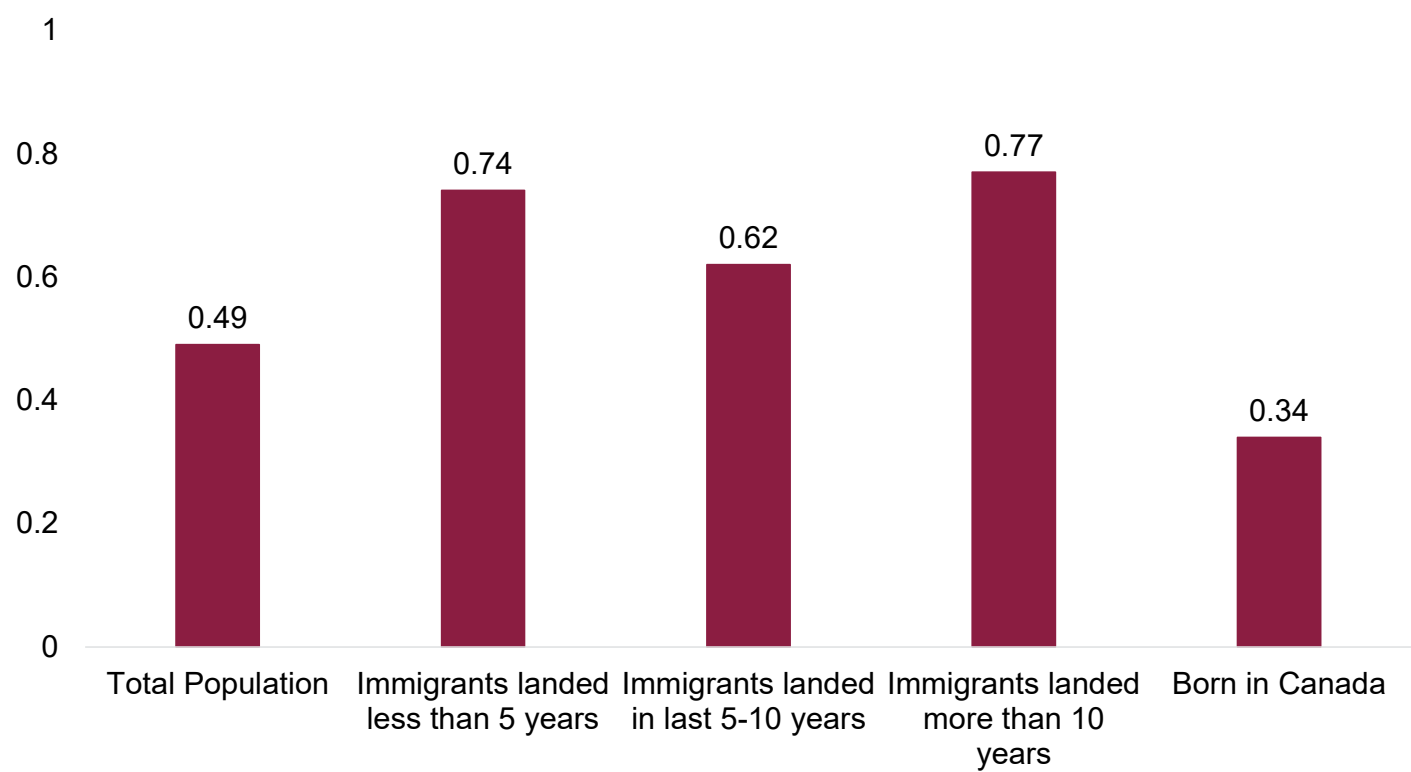


HOBSON CHAHAL ADVISORY GROUP
WOOD GUNDY

CONFIDENTIAL – ACCREDITED INVESTORS ONLY - DO NOT COPY OR DISTRIBUTE

Canada unemployment rate increase is broadly based

Change in unemployment rate (%) since April 2023, 3-month rolling average, seasonally adjusted by RBC



Source: Statistics Canada, RBC Economics



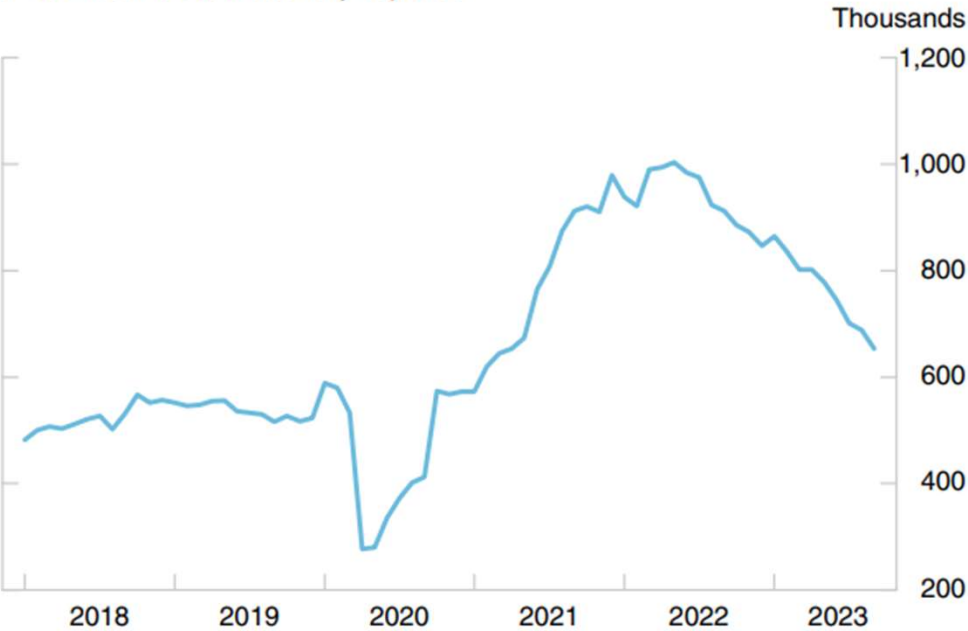
HOBSON CHAHAL ADVISORY GROUP
WOOD GUNDY

CONFIDENTIAL – ACCREDITED INVESTORS ONLY - DO NOT COPY OR DISTRIBUTE

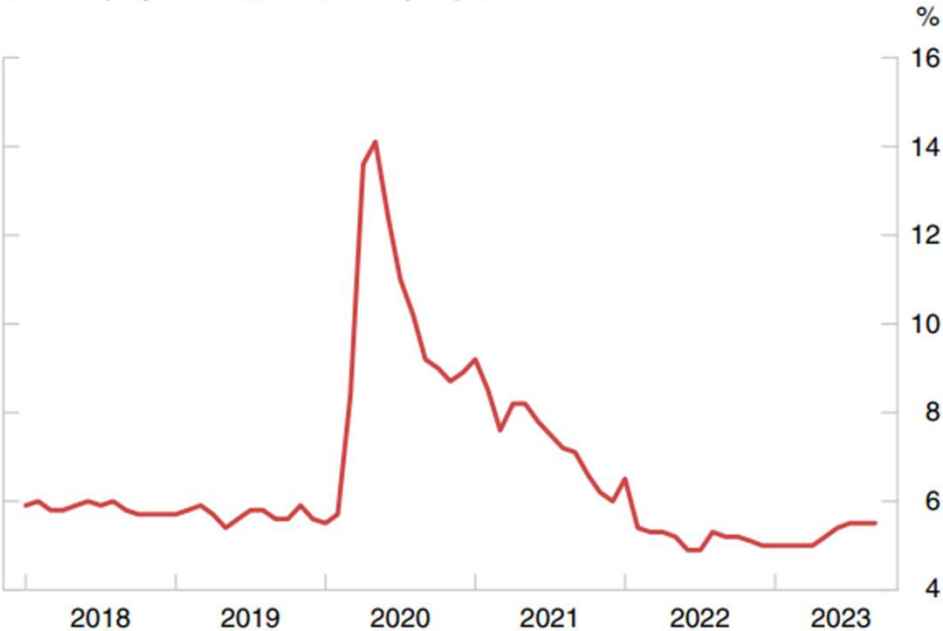
Rise in unemployment has come via slower hiring rather than faster firing

Monthly data

a. Job vacancies, seasonally adjusted



b. Unemployment rate, seasonally adjusted



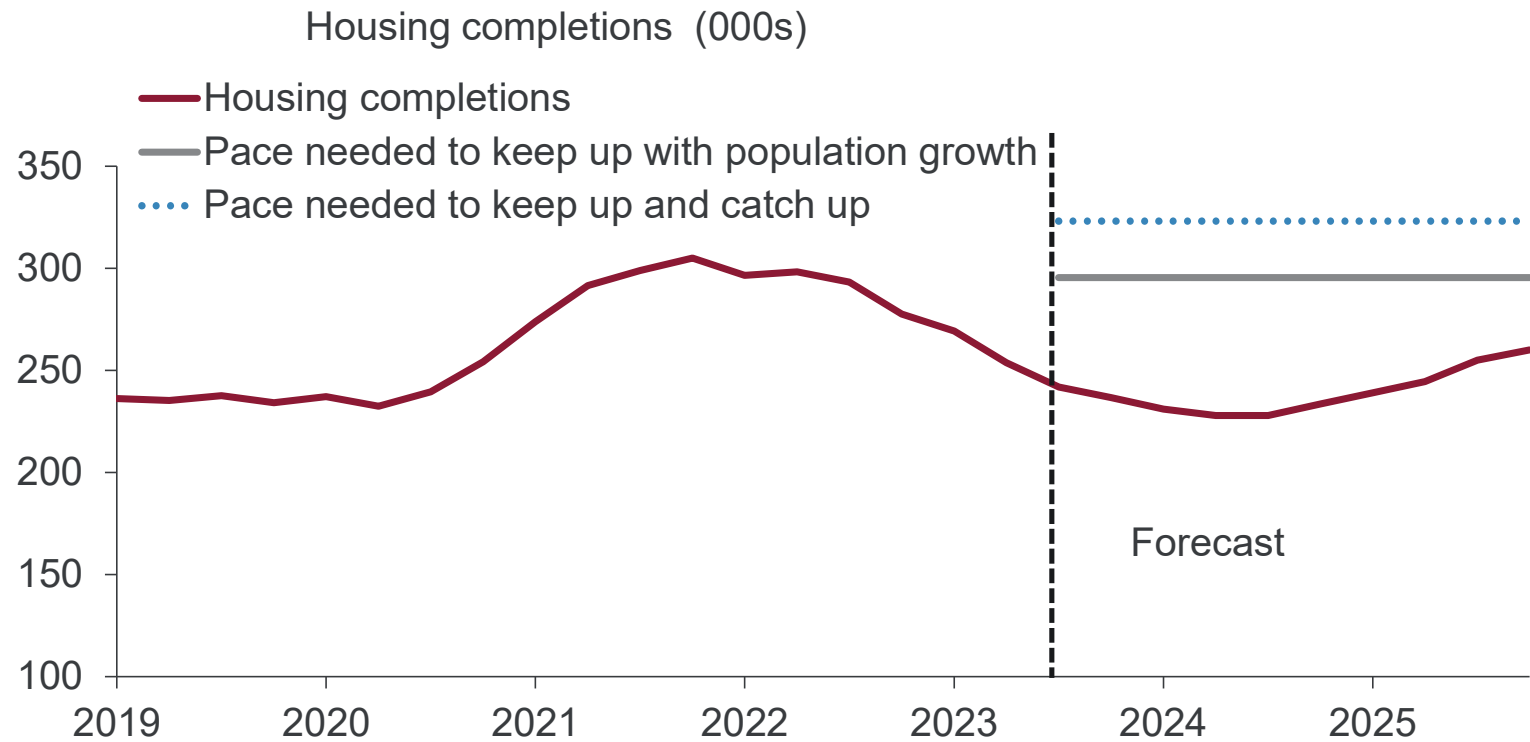
Source: BoC Monetary Policy Report – October 2023



HOBSON CHAHAL ADVISORY GROUP
WOOD GUNDY

CONFIDENTIAL – ACCREDITED INVESTORS ONLY - DO NOT COPY OR DISTRIBUTE

Housing supply shortfall to remain prominent



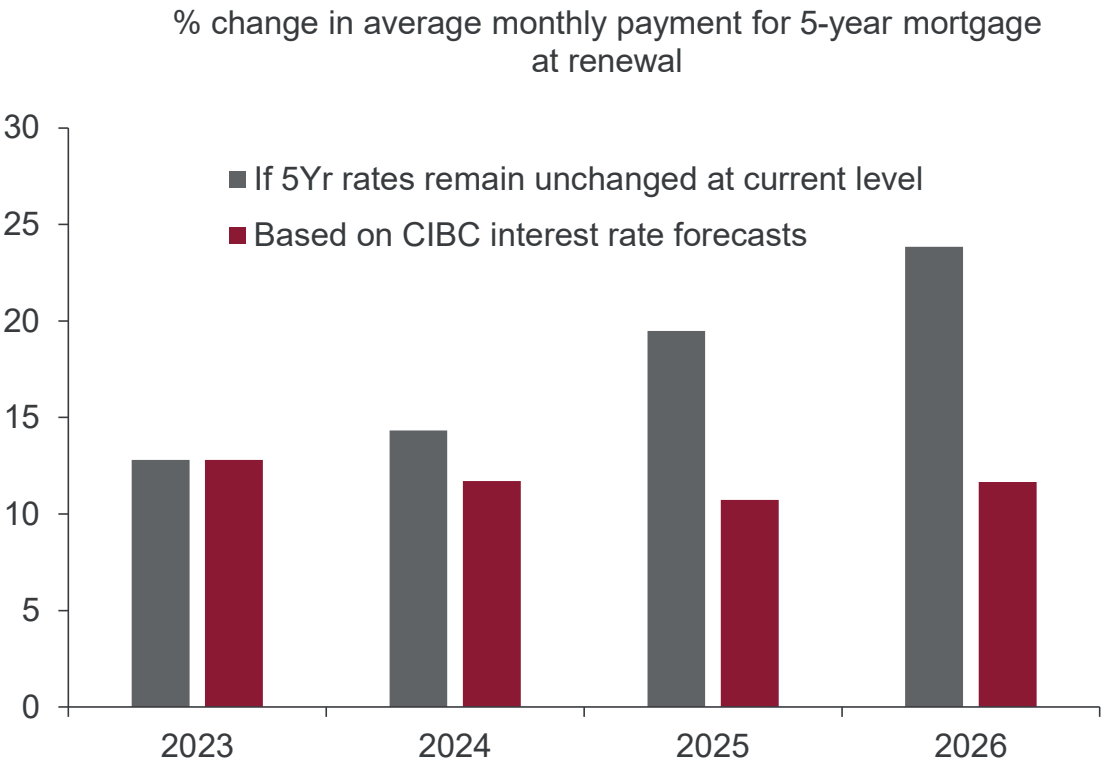
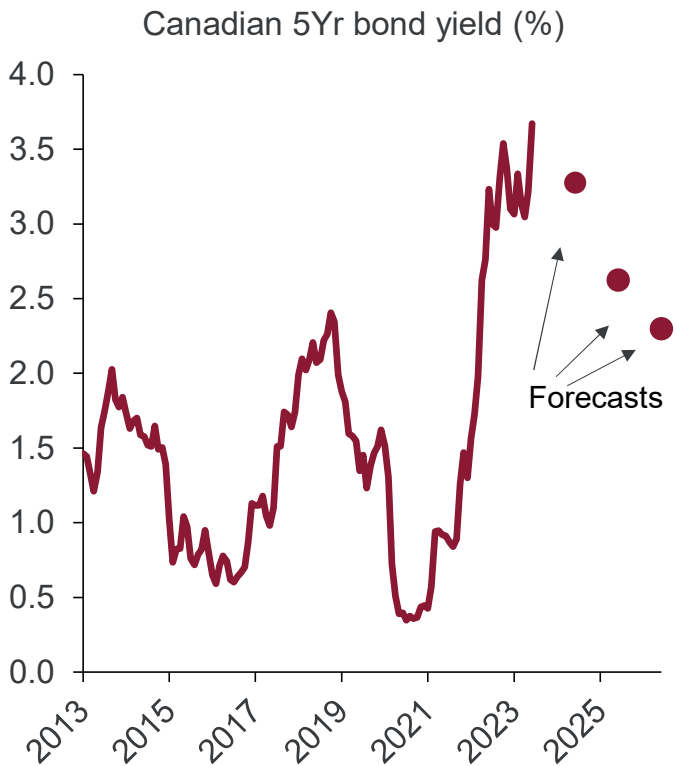
Source: CMHC, CIBC



HOBSON CHAHAL ADVISORY GROUP
WOOD GUNDY

CONFIDENTIAL – ACCREDITED INVESTORS ONLY - DO NOT COPY OR DISTRIBUTE

Lower rates needed by 2025 to avoid a big refinancing hit



Source: CIBC



HOBSON CHAHAL ADVISORY GROUP
WOOD GUNDY

CONFIDENTIAL – ACCREDITED INVESTORS ONLY - DO NOT COPY OR DISTRIBUTE

Forecast: Prepare, don't predict



Interest rate and FX forecast

Canadian Interest Rates (end of period)

Variable	2023 Nov-14	2023 Dec	2024 Mar	2024 Jun	2024 Sep	2024 Dec	2025 Jun	2025 Dec
Overnight Target Rate	5.00%	5.00%	5.00%	4.75%	4.00%	3.50%	3.00%	2.50%
2-Year Government Bond	4.40%	4.50%	4.40%	4.00%	3.40%	3.00%	2.70%	2.60%
10-Year Government Bond	3.67%	3.80%	3.65%	3.50%	3.35%	3.20%	2.90%	2.95%
30-Year Government Bond	3.49%	3.65%	3.50%	3.60%	3.50%	3.40%	3.10%	3.05%

US Interest Rates (end of period)

Variable	2023 Nov-14	2023 Dec	2024 Mar	2024 Jun	2024 Sep	2024 Dec	2025 Jun	2025 Dec
Federal Funds Rate (Midpoint)	5.375%	5.625%	5.625%	5.625%	5.375%	4.875%	4.125%	3.625%
2-Year Government Note	4.80%	5.15%	5.00%	4.85%	4.40%	3.80%	3.30%	3.10%
10-Year Government Note	4.42%	4.75%	4.55%	4.30%	4.20%	3.95%	3.65%	3.30%
30-Year Government Bond	4.62%	5.00%	4.75%	4.55%	4.40%	4.30%	3.90%	3.65%

Exchange Rates (end of period)

Exchange Rate	2023 Nov-14	2023 Dec	2024 Mar	2024 Jun	2024 Sep	2024 Dec	2025 Jun	2025 Dec
CAD - USD	0.73	0.72	0.70	0.73	0.74	0.75	0.76	0.78
USD - CAD	1.37	1.39	1.42	1.37	1.36	1.34	1.32	1.29

Source: CIBC Economics as of October 27, 2023



HOBSON CHAHAL ADVISORY GROUP
WOOD GUNDY

CONFIDENTIAL – ACCREDITED INVESTORS ONLY - DO NOT COPY OR DISTRIBUTE

Economic outlook: a stumble, not a tumble

Canadian Forecast Detail (real % change, SAAR, unless otherwise noted)

Variable	23Q2A	23Q3F	23Q4F	24Q1F	24Q2F	24Q3F	24Q4F	2023F	2024F	2025F
Real GDP Growth (AR)	-0.2%	0.4%	1.2%	-0.7%	1.2%	1.8%	2.0%	1.2%	0.7%	2.1%
Real Final Domestic Demand (AR)	1.0%	0.2%	1.0%	-0.3%	1.4%	2.2%	2.3%	0.6%	0.9%	2.3%
Household Consumption (AR)	0.2%	0.5%	1.1%	-0.8%	1.2%	1.7%	2.1%	2.1%	0.6%	2.0%
All items CPI Inflation (Y/Y)	3.5%	3.7%	3.0%	3.0%	2.3%	1.7%	1.8%	3.8%	2.2%	1.9%
Unemployment Rate (%)	5.2%	5.5%	5.7%	6.2%	6.3%	6.1%	5.9%	5.3%	6.1%	5.6%

US Forecast Detail (real % change, SAAR, unless otherwise noted)

Variable	23Q2A	23Q3F	23Q4F	24Q1F	24Q2F	24Q3F	24Q4F	2023F	2024F	2025F
Real GDP Growth (AR)	2.1%	4.9%	0.9%	-0.1%	0.6%	0.6%	0.5%	2.4%	1.1%	1.4%
Real Final Sales (AR)	2.1%	3.5%	1.8%	0.1%	0.6%	0.5%	0.5%	2.8%	1.1%	1.4%
All items CPI Inflation (Y/Y)	4.0%	3.5%	3.7%	3.4%	2.9%	2.7%	2.3%	4.2%	2.8%	2.1%
Core CPI Inflation (Y/Y)	5.2%	4.4%	4.1%	3.4%	2.8%	2.8%	2.4%	4.8%	2.9%	2.2%
Unemployment Rate (%)	3.6%	3.8%	3.8%	4.1%	4.1%	4.2%	4.3%	3.7%	4.2%	4.1%

Source: CIBC Economics as of October 27, 2023



HOBSON CHAHAL ADVISORY GROUP
WOOD GUNDY

CONFIDENTIAL – ACCREDITED INVESTORS ONLY - DO NOT COPY OR DISTRIBUTE

Key takeaways

- Inflation in Canada has eased more than in other countries, which may allow interest rate cuts to happen earlier.
- Persistent supply constraints relative to pre-pandemic normal will mean that interest rates stay “higher for longer”. However, Canadian household debt refinancing risk may mean interest rates get closer to pre-pandemic norms in Canada than elsewhere.
- Rapid immigration and population growth is adding to inflation in housing, but also filling job vacancies and helping ease inflation in other areas.

Investment strategy

1. Reinvestment Risk

- What happens if/when short rates move lower?
- Clients are more willing to term out and limit their reinvestment risk

2. Diversifying Credit

- Later in the economic cycle – improve credit quality of investments
- Diversifying across “Big 5” bank + adding non-bank credit

3. Adding Duration

- Lock-in 5% to 6% for 5 to 10yrs
- Attempt to match investments with anticipated cash flow requirements

Disclaimer

CIBC World Markets Inc., CIBC World Markets Corp., CIBC World Markets Plc., CIBC Australia Limited and certain other corporate banking and capital markets activities of Canadian Imperial Bank of Commerce operate under the brand name CIBC Capital Markets.

This report is issued and approved for distribution by (a) in Canada, CIBC World Markets Inc., a member of the Investment Industry Regulatory Organization of Canada, the Toronto Stock Exchange, the TSX Venture Exchange and a Member of the Canadian Investor Protection Fund, (b) in the United Kingdom, CIBC World Markets plc, which is regulated by the Financial Services Authority, and (c) in Australia, CIBC Australia Limited, a member of the Australian Stock Exchange and regulated by the ASIC (collectively, "CIBC") and (d) in the United States either by (i) CIBC World Markets Inc. for distribution only to U.S. Major Institutional Investors ("MII") (as such term is defined in SEC Rule 15a-6) or (ii) CIBC World Markets Corp., a member of the Financial Industry Regulatory Authority. U.S. MIIs receiving this report from CIBC World Markets Inc. (the Canadian broker-dealer) are required to effect transactions (other than negotiating their terms) in securities discussed in the report through CIBC World Markets Corp. (the U.S. broker-dealer).

This report is provided, for informational purposes only, to institutional investor and retail clients of CIBC World Markets Inc. in Canada and does not constitute an offer or solicitation to buy or sell any securities discussed herein in any jurisdiction where such offer or solicitation would be prohibited. This document and any of the products and information contained herein are not intended for the use of private investors in the United Kingdom. Such investors will not be able to enter into agreements or purchase products mentioned herein from CIBC World Markets plc. The comments and views expressed in this document are meant for the general interests of wholesale clients of CIBC Australia Limited.

This report does not take into account the investment objectives, financial situation or specific needs of any particular client of CIBC. Before making an investment decision on the basis of any information contained in this report, the recipient should consider whether such information is appropriate given the recipient's particular investment needs, objectives and financial circumstances. CIBC suggests that, prior to acting on any information contained herein, you contact one of our client advisers in your jurisdiction to discuss your particular circumstances. Since the levels and bases of taxation can change, any reference in this report to the impact of taxation should not be construed as offering tax advice; as with any transaction having potential tax implications, clients should consult with their own tax advisors. Past performance is not a guarantee of future results. The information and any statistical data contained herein were obtained from sources that we believe to be reliable, but we do not represent that they are accurate or complete, and they should not be relied upon as such. All estimates and opinions expressed herein constitute judgments as of the date of this report and are subject to change without notice.

This report may provide addresses of, or contain hyperlinks to, Internet web sites. CIBC has not reviewed the linked Internet web site of any third party and takes no responsibility for the contents thereof. Each such address or hyperlink is provided solely for the recipient's convenience and information, and the content of linked third-party web sites is not in any way incorporated into this document. Recipients who choose to access such third-party web sites or follow such hyperlinks do so at their own risk.

© 2023 CIBC World Markets Inc. All rights reserved. Unauthorized use, distribution, duplication or disclosure without the prior written permission of CIBC World Markets Inc. is prohibited by law and may result in prosecution.



HOBSON CHAHAL ADVISORY GROUP
WOOD GUNDY

CONFIDENTIAL – ACCREDITED INVESTORS ONLY - DO NOT COPY OR DISTRIBUTE



Questions?